



**INFORMATION
FOR PERSONS
WITH DISABILITIES
WHO ARE
VICTIMS OF CRIME**



INTRO

This information is for everyone.


If something bad happens to you,
you may not know
what to do.

For example, if someone hurts you,
or takes your things.

That is when the police
will start their work.
The police and prosecutor will find out
what happened.

And maybe there will be a trial.

You can find the basic information
you need here.



HOW TO USE THIS INFORMATION

This information can be used with the support of a professional or a trusted person.

They will help to explain the information.

You can keep this information and use it when you need it.

YOUR RIGHTS

If you are a victim of a crime,
you have the right to justice.

You should be treated with dignity and respect
at all times.

These are some of your rights:

Right to understand
and be understood

Right
to information

Right to participate
in criminal proceedings

Right
to support



RIGHT TO UNDERSTAND AND BE UNDERSTOOD

You can communicate in a way that is good for you.
You can ask questions from anyone involved in your case,
and they should give you answers.
You can have interpretation and translation if you need it.

Example: You can ask for sign language interpreter at the
police station or in the court, if you want one.

RIGHT TO INFORMATION

You should get information about how to report a crime.
You should get information about your rights
and what they mean for you in practice.
You have the right to information about what is happening in
your case.
You should be told about decisions in your case.
You should be told how to ask for a decision to be changed.

Example: Court documents about your case can be written in
plain language or easy read.

RIGHT TO PARTICIPATE IN CRIMINAL PROCEEDINGS

You should be involved in the investigation.
You can ask for and get the support you need to go to court and
enter the courtroom.
You can have someone you trust to support you in the court or
at the police station.
You can give evidence and tell your story in court or through a
video link if you want to.

Example: A friend, family member or a support person can be
with you at the police station and in the court, if you want.

RIGHT TO SUPPORT

You can ask for the support you need.
You should receive the support you ask for.
You can use victim support services before,
during and after criminal proceedings.


Example: You can talk to someone from victim support services
about what happened to you.

THE VICTIM

A victim is the person who has been harmed or injured by a crime.

A person is harmed when:

- they have been physically hurt
- their belongings are damaged
- their rights were violated



VICTIM SUPPORT

Victim Support Services are organisations that help victims and witnesses receive information, support and protection.

They give advice and information for free.

They can help you understand what is happening in your case.

In some cases, they can go with you to the police or to the court.



THE POLICE OFFICER

A police officer works for the police.

The job of the police is to protect you
and make you feel safe.

If something bad happens,
the police find out how and why it happened.

They find out who did the crime.
This is called an investigation.



THE LAWYER

You can ask a lawyer
to help you.

They can help you understand
what is going on
and answer your questions.

If you have to go to court,
the lawyer can come with you.

Do not be afraid to ask the lawyer for help!



THE PUBLIC PROSECUTOR

The public prosecutor is a legal professional.

When there is a crime,
the prosecutor tries to find out what happened.
He might ask the victim questions.

When there is enough information,
the prosecutor will decide whether to press
charges.

And then there may be a trial.



THE INDICTMENT

The indictment includes all important information
about what happened.

They are put together by the prosecutor.

The indictment says
what the police and other people found out.

It also names the person
who is accused of the crime.

When the prosecutor has everything they need,
they send the indictment to the court.

That is how the trial starts.




THE DEFENDANT

The defendant is the person who is accused of the crime.

The defendant has to explain what happened in court.

The defendant might be guilty of the crime or they might be innocent.



THE DEFENCE LAWYER

The defendant will have a lawyer to help them at court.

This lawyer is called the defence lawyer.

The defence lawyer may ask you questions during the trial.



THE JUDGE

The judge leads the court
and usually sits in the middle.

The judge decides
what happens in the courtroom.

The judge listens to the victim
and the accused.

The judge may ask you questions.

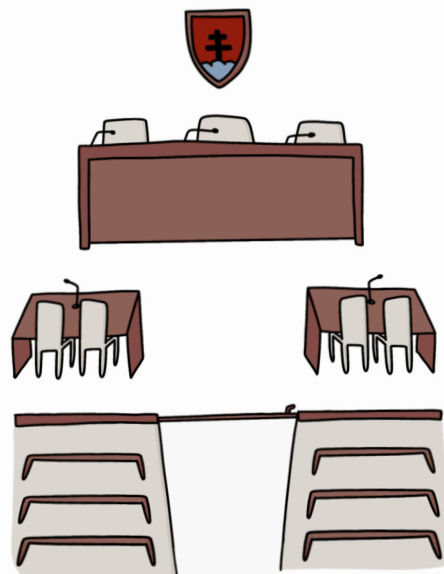
At the end,
the judge decides
if there was a crime
and what should happen next.



THE COURT

The court is the place
where decisions are made,
if someone is guilty or not.





The person who makes the decision
is called the judge.



CUT THEM OUT

These are the people who might be in the courtroom.

To remember people and things better, you can cut out these pictures.



Voices for Justice

This easy-to-read information has been created as part of the Voices for Justice project. The Voices for Justice project aims to help people with disabilities who are victims of crime.

Easy-to-read material about the Voices for Justice project is available here:
https://validity.ngo/wp-content/uploads/2021/04/Easy-to-Read_Voices-for-Justice.pdf

Grant Information

JUST-AG-2019 / JUST-JACC-AG-2019 – 878604

Disclaimer

The contents of this document represent the views of the project partners only and are their sole responsibility.

The European Commission does not accept any responsibility for use that may be made of the information it contains.

This document is co-funded by the European Union's Justice Programme (2014-2020)



Authors:

The team of Ngos Forum For Human Rights and Social Work Advisory Board
2022

FORUM

Human Rights



VALIDITY